





Enhanced Bluebonnet Learning Secondary Mathematics

Awaken the math person in every student



Enhanced Bluebonnet Learning Checks Every Box!

- ✓ Aligned to TEKS and ELPS. Every lesson meets Texas standards with built-in supports for all learners.
- ✓ Built on a trusted foundation. This program builds on Carnegie Learning's Texas Math Solution, refined with teacher feedback, to better serve Texas classrooms.
- ✓ A comprehensive core that's built for real classrooms. MATHia and MATHstream are seamlessly integrated into Tier 1 instruction, providing personalized support when students need it.
- ✓ Real-time insight supports instruction. Digital formative and summative assessments help identify student needs as they arise.
- ✓ Insight that fuels action. Data-driven tools empower teachers to adjust instruction and keep every student on track for STAAR.
- ✓ Proven STAAR results with MATHia. MATHia's adaptive, one-to-one coaching has been shown to boost student performance on STAAR.

Get the Full Picture

Our blended program combines print and digital tools. Review both with:



This Program Overview




Digital Access

For digital access please contact your account representative.

What is Enhanced Bluebonnet Learning?

Enhanced Bluebonnet Learning is a comprehensive, State Board of Education (SBOE) approved core math solution built to meet the needs of Texas classrooms. Aligned to the TEKS and ELPS, and thoughtfully refined through teacher feedback, it empowers all students to thrive.

At the heart of the program is a purposeful balance of collaborative and individual learning.



Learning Together

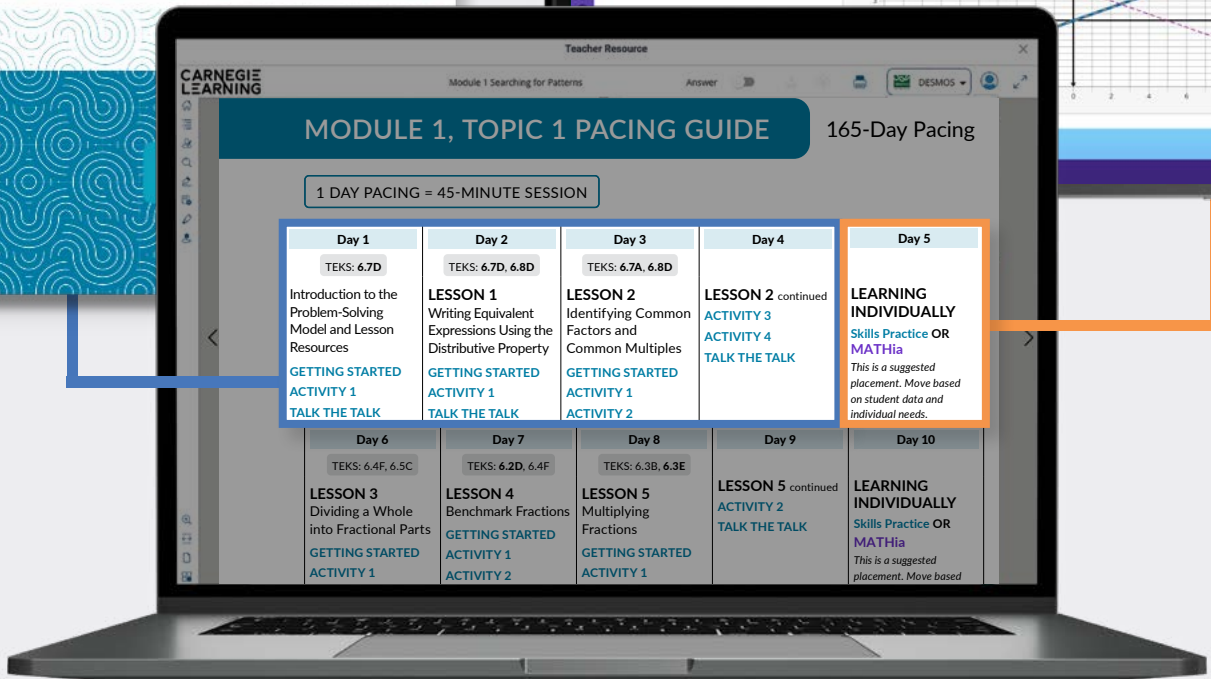
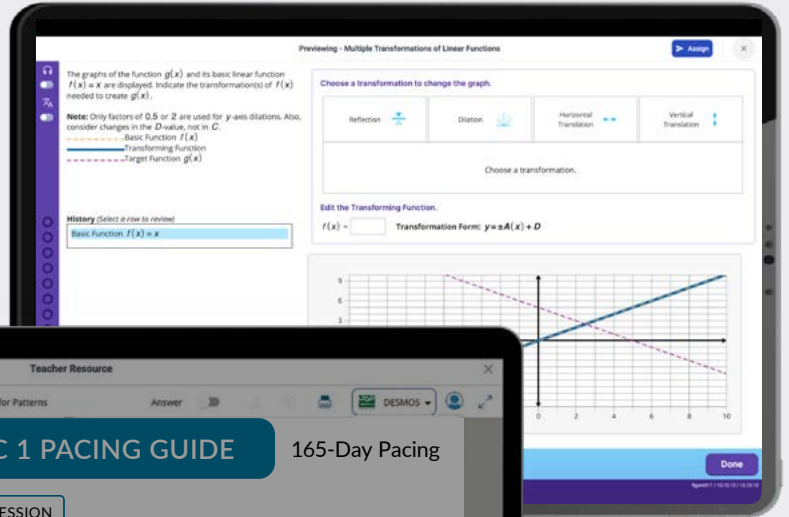

Students build deep understanding and confidence as math thinkers and communicators through rich discussions, productive struggle, and teacher-facilitated, interactive lessons, supported by the Student Edition in both print and digital formats.



Learning Individually


MATHia®, our AI-driven coaching software, personalizes support for each learner, adapting in real time to their problem-solving approach and helping them internalize key concepts at their own pace.

With built-in assessments, planning tools, instructional videos, and actionable data, Enhanced Bluebonnet Learning equips teachers to support every student to not just succeed on the STAAR, but to grow into capable, confident problem solvers for life.



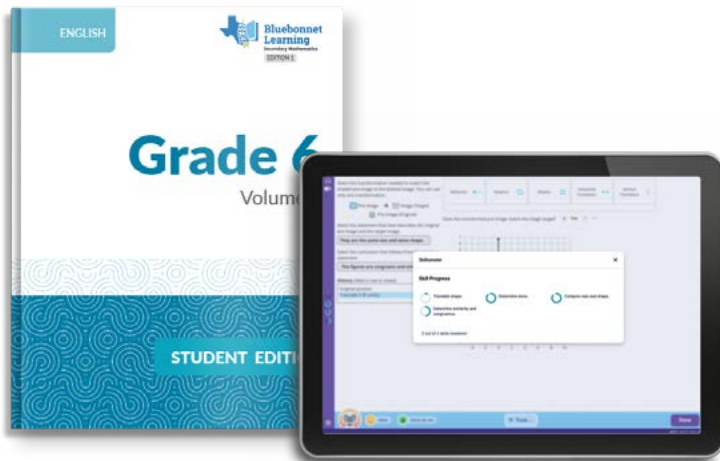
Intentional Design for Intentional Instruction

Seamless teaching and learning start here, with the Student Edition and MATHia working together. Teachers get built-in support for planning and instruction, which means no more piecing things together. Students benefit from the best of both worlds: collaborative learning and the opportunity to learn at their own pace.



Power of the Pause

Our unique instructional design follows a simple but powerful cadence: collaborative learning, then intentional pauses for individual reflection and practice. This structure helps students build deep, lasting understanding, ensuring they keep up with grade-level learning instead of needing to catch up.



Learning Together Days

Where learning begins—together.

- Exploring new mathematical ideas through tasks and activities
- Learning together as a community
- Teacher-facilitated
- One to three 45-minute sessions
- Includes practice opportunities to reinforce concepts and skills

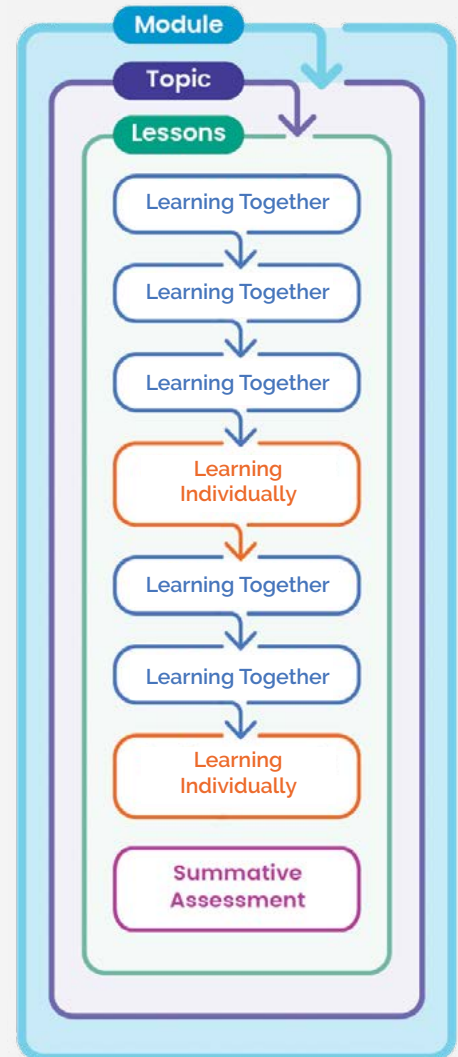
Learning Individually Days

Where learning deepens—at their own pace.

- Revisiting and strengthening key mathematical ideas through MATHia workspaces for the topic
- Learning individually, self-paced
- Teacher-monitored
- One 45-minute session
- Support targeted intervention with MATHstream*

* Optional Add-on

Sample Module Structure



Teach. Teach. Pause.

Why It Works

This intentional blend of collaborative and individual learning ensures students don't just move on; they *move forward* with confidence. Students build fluency, ownership, and lasting understanding by pairing thoughtful instruction with space to reflect and apply.

Clear Learning Center

Connected Tools for Teaching and Learning

The Clear Learning Center brings together everything teachers and students need for success in one connected digital ecosystem. From instruction and practice to real-time data and personalized support, it's all in one place.

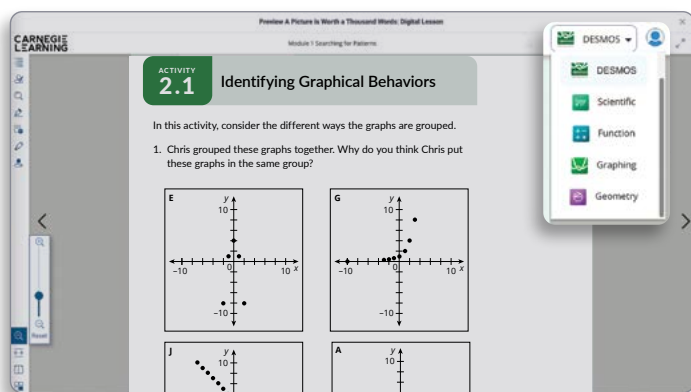
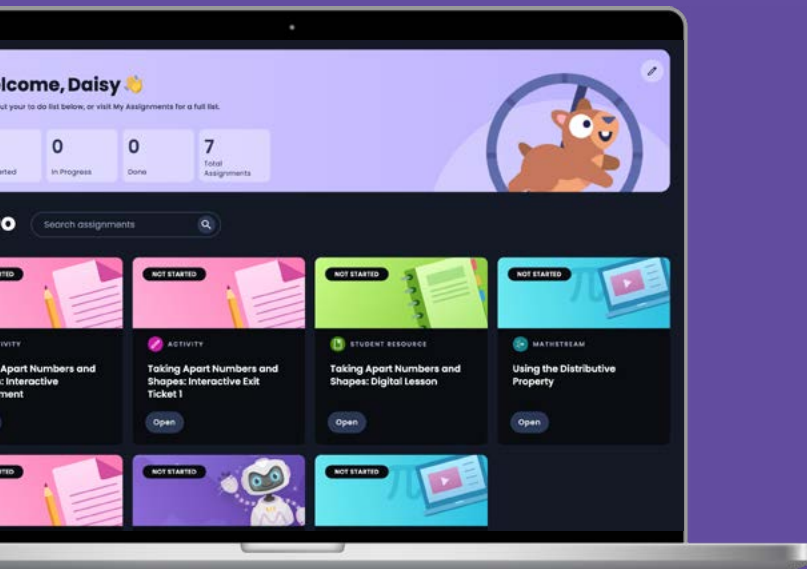


Student Tools That Build Confidence and Ownership

The Clear Learning Center provides a powerful blend of interactive instruction, personalized support, and motivating features to help every Texas student stay engaged and grow.

◀ Student Dashboard

Built-in motivation tools, clear progress tracking, and personalized feedback keep students confident and connected to their learning goals.



Digital Student Edition

Students can highlight, annotate, and interact directly with lesson content, making learning more active and personal. Integrated Desmos calculators and geometry tools bring hands-on math exploration into every lesson.

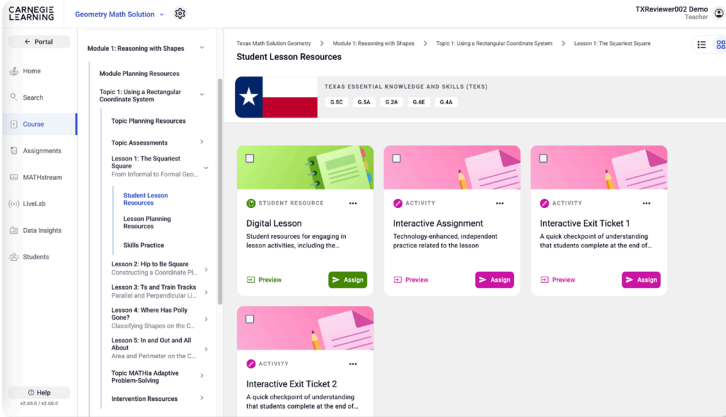


Personalized Instructions and Practice

Whether it's MATHia's AI-driven instruction, interactive skills practice, or adaptive MATHstream* lessons, students get the support they need when they need it.

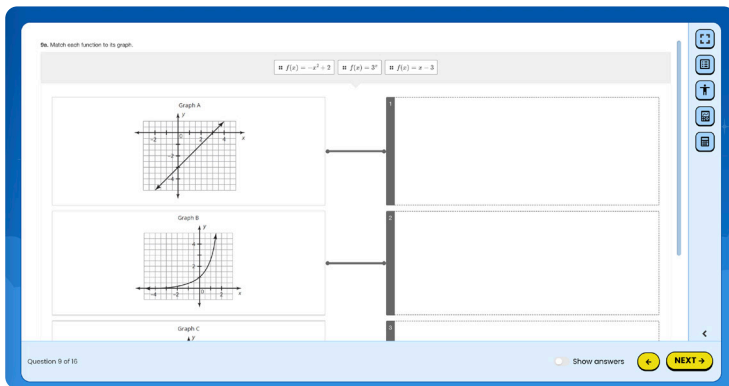
One Hub for Teaching, Planning, and Assessment

The Clear Learning Center simplifies planning and instruction, with resources and materials aligned to the TEKS and designed to support Texas classrooms.



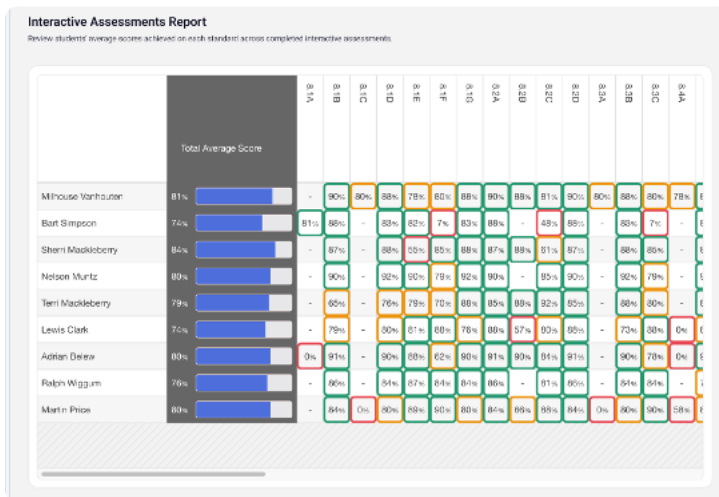
Clear Learning Center

Your digital headquarters for lesson slides, facilitation notes, videos, assessments, and planning tools. Assign interactive Skills Practice, MATHia workspaces, and MATHstream videos with ease.



Smart, Ongoing Assessment

Quickly gauge student understanding with Quick Checks and End-of-Topic Assessments, designed to fit into instruction and STAAR prep seamlessly.



TEKS-Aligned Reports That Drive Action

Get real-time insight into student progress, skill mastery, and TEKS alignment to adjust instruction, form groups, and target support where it matters most.



MATHia

Smart Support. Real Results.

MATHia delivers personalized, just-in-time support for every student while giving teachers real-time data to drive instruction. It's like having a personal math coach who guides each learner toward true understanding and STAAR success.

Personalized Learning That Supports Students' Every Move

MATHia goes beyond right or wrong answers. It uses AI to analyze students' thinking, uncover misconceptions, and deliver real-time, targeted feedback that builds true understanding and lasting skills.

- ◀ For example, Emma and Aiden, left, solve the same problem but receive different support based on their unique learning needs.

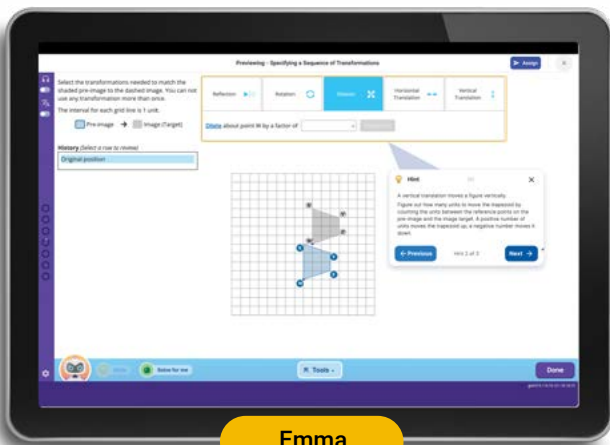
Built for Texas Classrooms

- **TEKS-Aligned:** Content is mapped directly to the Texas Essential Knowledge and Skills to accelerate students to, and beyond, grade-level expectations.
- **STAAR-Ready:** Students build familiarity and confidence with problem types modeled after the new STAAR redesign, including digital graphing tools, number lines, equation editors, and more.

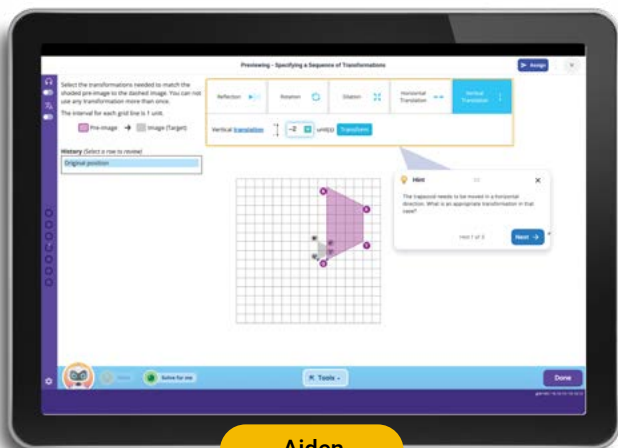


See MATHia in Action!

Scan to watch how MATHia personalizes support for every student.



Emma



Aiden

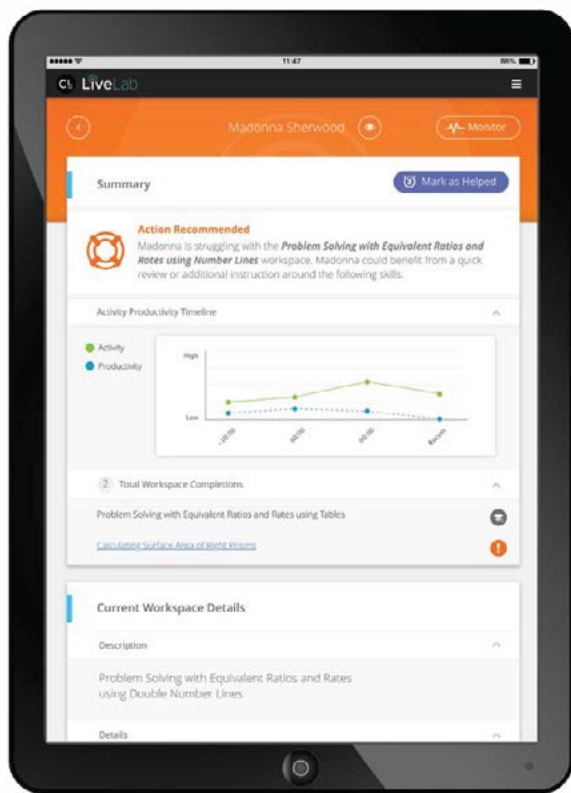
The Data You Need. The Results You Want.

MATHia gives you instant insight into student learning. With predictive reports and live classroom views, you always know where students stand and what they need to succeed. The examples below highlight just a few of the many reports available in MATHia to support data-informed instruction.

Predictive Analytics = Your STAAR Crystal Ball

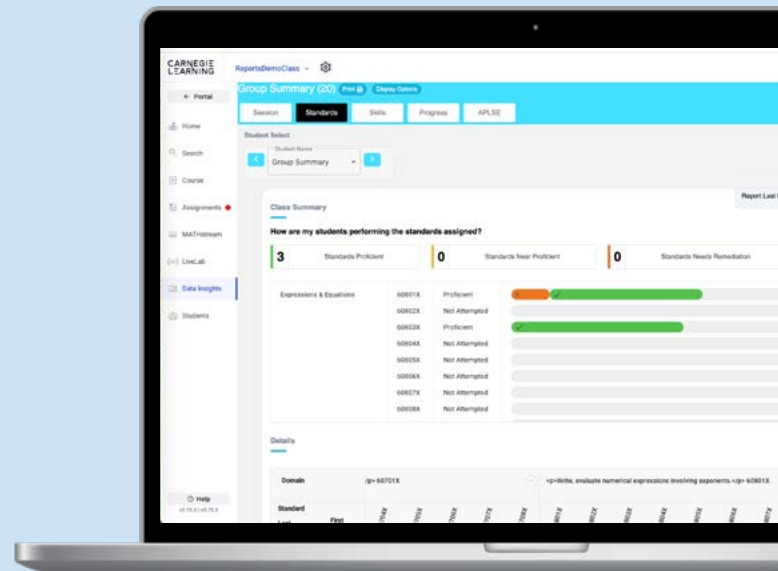
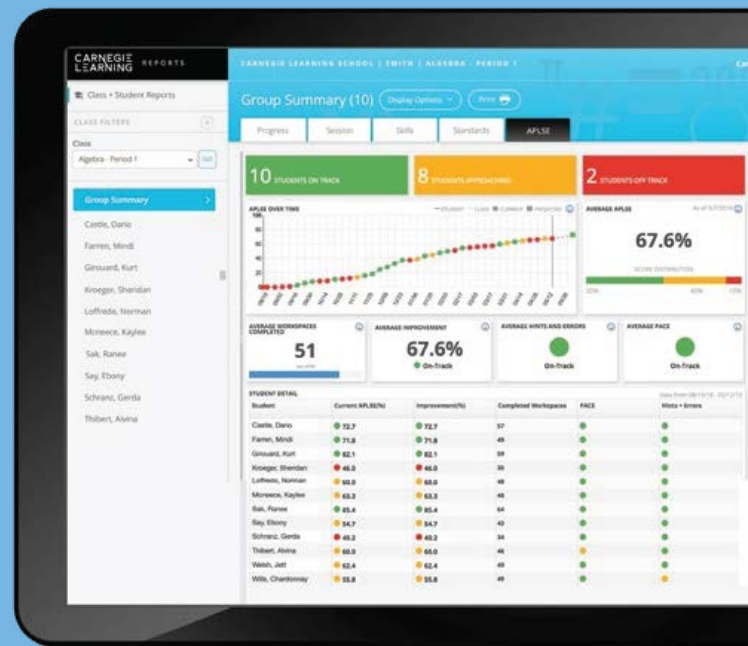
Predict end-of-year proficiency on the STAAR with the Adaptive Personalized Learning Score (APLSE).

- The more students use MATHia, the more accurate the prediction.
- Use it to plan interventions and guide instruction early.



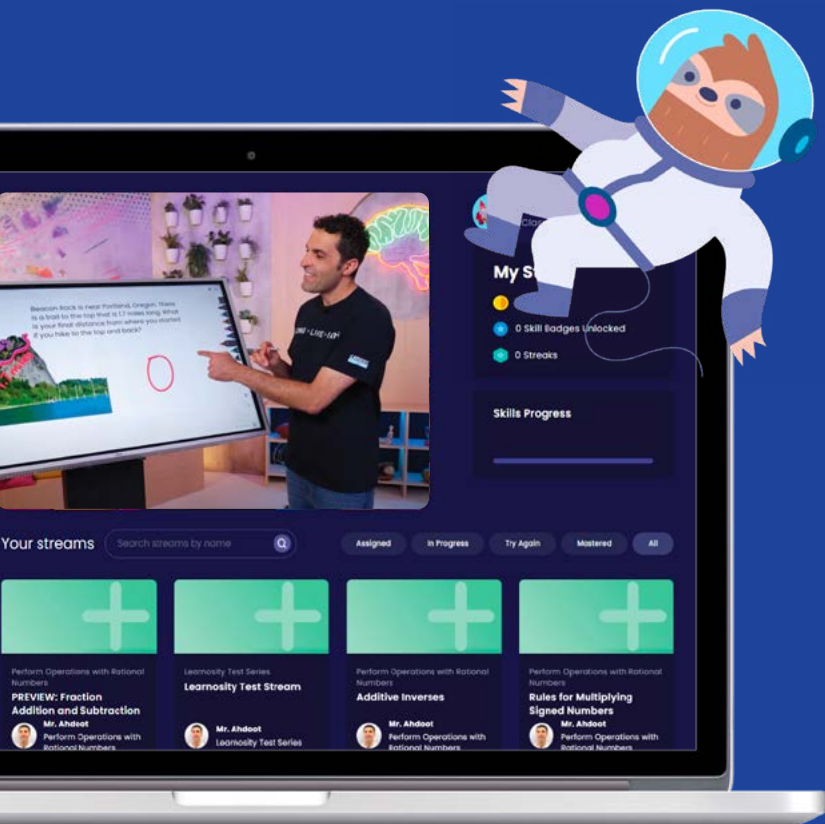
LiveLab

See who's stuck and jump in right away



Track TEKS Mastery

See student progress on TEKS with MATHia's Standards Report, perfect for monitoring mastery and guiding targeted instruction.

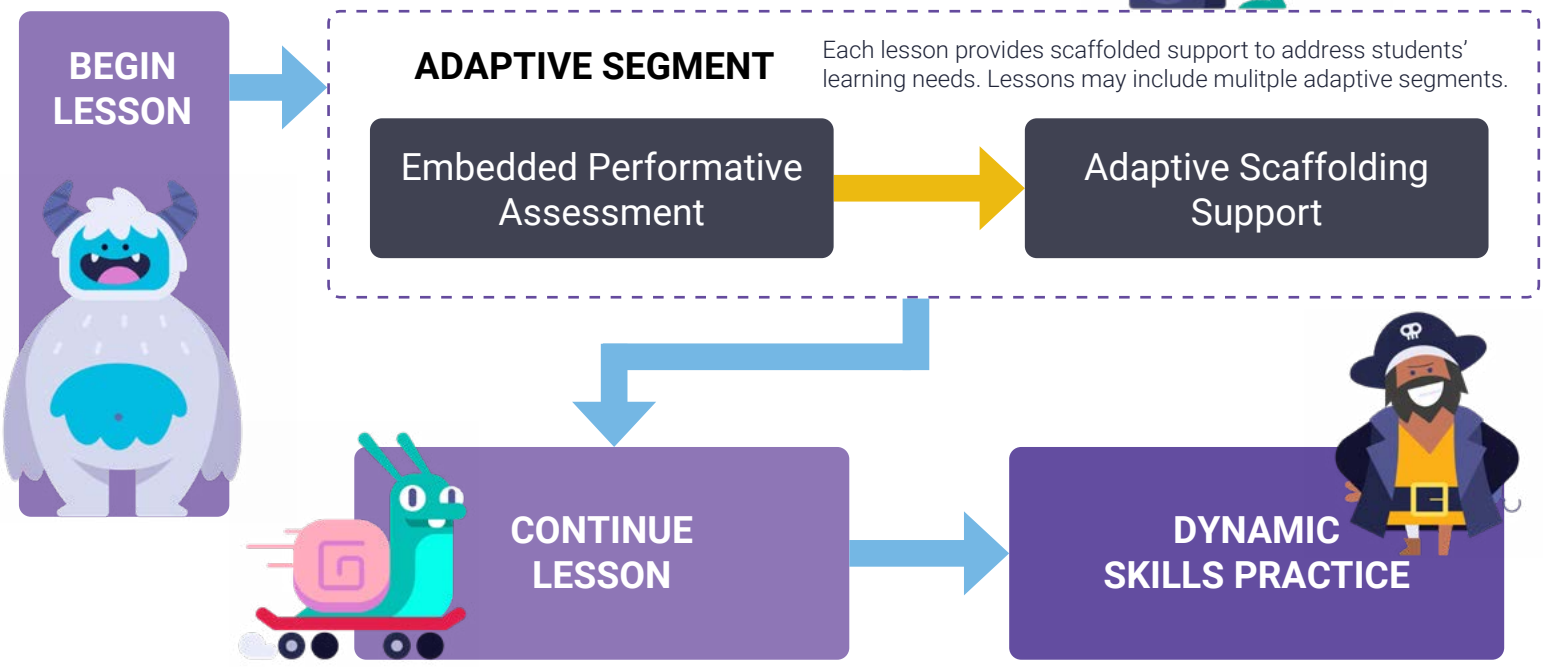


MATHstream*

Adaptive Videos.
Real Understanding.

MATHstream delivers responsive, scaffolded video instruction from certified math teachers, designed to keep Texas students engaged, supported, and on track. Whether reinforcing essential skills, accelerating progress, or providing targeted intervention, MATHstream adapts to student input and delivers real-time feedback throughout each lesson. It's instruction that's never one-size-fits-all and always aligned to the moment of learning.

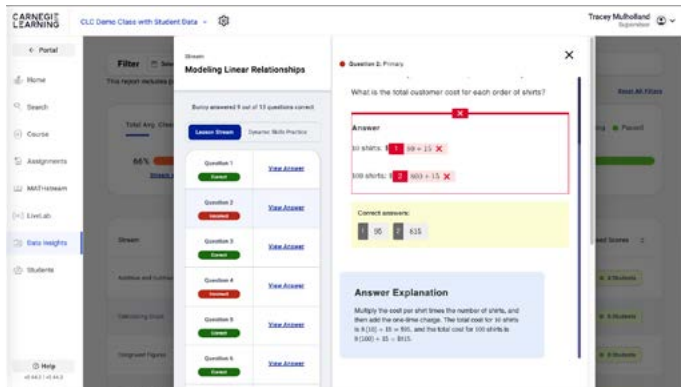
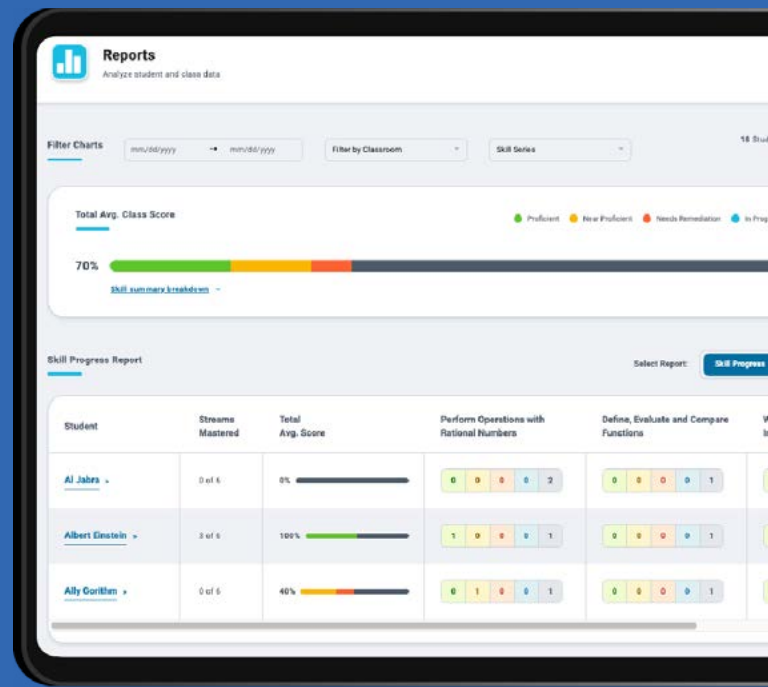
MATHstream in Action: Adapt to Students in Real-time



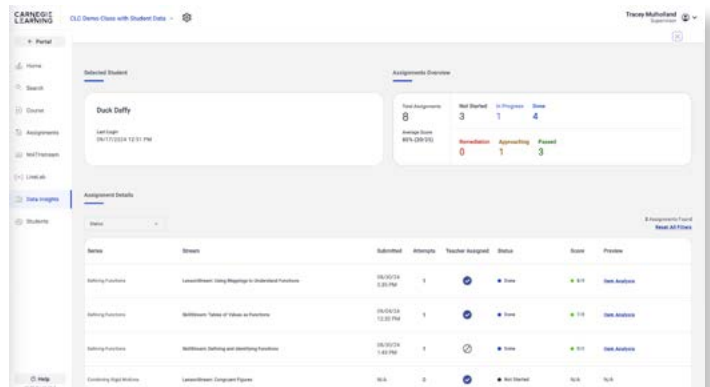
Reports that Empower

In-depth reports provide valuable insights to inform instructional decisions, including skill progress and student grouping recommendations.

▶ **Stream Progress Report** shows average scores and skill breakdowns by student, with clickable data points for deeper insights.



▲ **Item Analysis** reveals correct and incorrect responses and student work from lesson streams and practice.



▲ **Student Reports** provide a snapshot of logins, assignments, proficiency levels, and Skill Stream scores—plus filters to pinpoint where support is needed most.



MATHstream is getting noticed!

See how one MATHstreamer shares a joy for math with her millions of TikTok followers around the world.

carnegielearning.com/nbc-mathstream ▶



“We need our kids to be able to think for themselves, problem solve, and persevere. To do that on the test, they must do it in class. The Texas Math Solution gives them that opportunity.”

Tiana Rodriguez

Program Director,
Middle School Mathematics
Aldine ISD

Building Math Thinkers Through Productive Struggle

The Student Edition and MATHia intentionally prioritize keeping students in the zone of learning, where they are challenged but not overwhelmed. This is where confidence grows and flexible thinking takes root.

Student Edition: Built for Discovery

- The write-in format invites students to create their own knowledge as they make mistakes, reflect, and grow.
- Teachers guide collaboration with built-in questioning and discourse supports.

MATHia: Personalized Support, Real Growth

- Students receive precisely the number of problems needed to hone their skills.
- On-demand hints help students stay in the sweet spot of productive struggle.

- ▼ Texas districts like Aldine ISD have already partnered with Carnegie Learning to support productive struggle and deepen student understanding—see what’s possible for your district.



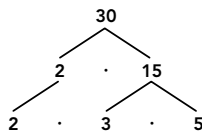
Backed by Research. Built for Real Classrooms.

Our program uses research-backed strategies to deepen understanding, build confidence, and develop problem-solving skills, so students don't just do math, they understand it.

WORKED EXAMPLE

Use a factor tree to write the prime factorization for 30.

- Begin with the number 30.
- Pick any whole number factor pair of 30, other than 1 and 30.
- Draw a branch from 30 to each factor, 2 and 15.
- Since one of the factors is not prime, you are not finished.
- Use branches to write a factor pair for 15.
- Because 2, 3, and 5 are all prime, this factor tree is complete.



Nahimana




$$\begin{aligned}\frac{2}{5}x &= 20 \\ \left(\frac{5}{2}\right)\frac{2}{5}x &= \left(\frac{5}{2}\right)20 \\ 1x &= 50 \\ x &= 50\end{aligned}$$

▲ **Worked Examples** for step-by-step understanding

▲ **Thumbs Up/Thumbs Down** for misconception correction

4. Jamal and Tiara are solving the equation $5 = \frac{p}{7}$.
- Jamal says that to solve $5 = \frac{p}{7}$, he would divide by 7. The value of p that makes the equation true is $\frac{5}{7}$. Tiara disagrees and says that they should divide by $\frac{1}{7}$, and the solution is 35. Who is correct?
 - How can Jamal and Tiara check to see whose answer is correct?



▲ **Who's Correct?** for deeper thinking

Today's data drives tomorrow's success

Formative Assessment: Check Understanding as You Go

Every lesson includes purposeful checkpoints to monitor learning and adjust instruction in the moment.

Prepare
Use reasoning to compare each pair of fractions.

- If two people equally split one donut, how much of the donut does each person receive?
Each person gets $\frac{1}{2}$ of a donut.
- If three people equally split one donut, how much of the donut does each person receive?
Each person gets $\frac{1}{3}$ of a donut.
- If n people equally split one donut, how much of the donut does each person receive?
Each person gets $\frac{1}{n}$ of a donut.

Talk the Talk

The Floor Is Yours

You can apply the distributive property to solve real-world problems. Consider the situation.

Diego is setting up the gym floor for an after-school program. He wants to include a rectangular area for playing volleyball and another for dodgeball. He also wants to have an area for kids who like to play board games or just sit and read. The gym floor is already 50 feet by 84 feet, or 4200 square feet.

- Create a diagram to show how you would split up the gym floor. Represent your diagram using the distributive property and write an explanation for the areas assigned to each activity.

STAMP THE LEARNING

The definitions provide an opportunity for explicit instruction. Interact with this information as a class and encourage students to restate or explain the information in their own words.

Prepare Questions

Quick warm-ups or exit tickets to gauge readiness

Discourse and Talk the Talk

Encourage reflection and reveal understanding

Stamp the Learning

Spotlight key concepts for check-ins

Summative Assessment: STAAR-Aligned, TEKS-Focused

At the end of each topic, measure students' understanding with TEKS-aligned assessments, designed to mirror STAAR expectations.

- Tech-enhanced question types (graphing, equation editor, drag and drop)
- Print or digital options
- Multiple-choice, multiselect, and open response
- Performance Tasks with rubrics

Turn Results Into Action

Scoring guides make it easy to interpret student performance and plan what comes next.

- TEKS-aligned breakdowns and point values
- Sample responses and clear scoring rubrics
- Follow-up strategies to target support

1 Performance Task

Equivalent Ratios

Isabella is buying a rectangular rug to decorate her rectangular living room. She wants the width : length ratio of the rug and floor to be the same. The width of the living room floor is 15 ft, and the length is 30 ft. The available rug sizes are shown in the table.

- Isabella eliminated the rug(s) that are a square or closest to a square. Which rug(s) did she eliminate right away?
- Which rug(s) might Isabella buy so that the ratios of the rug and the floor are the same?
- Create a graph and a double number line to support your answer.
- Suppose area rugs are sold at a cost of per square foot. Compare the costs of the four new rug sizes with the same width : length ratio. Which rug should Isabella purchase?

Rug	Width (ft)	Length (ft)
1	4	6
2	5	7
3	6	9
4	8	10

MODULE 1, TOPIC 1 ASSESSMENT SCORING GUIDE

1 Factors and Multiples

Number and Operations 1 DAY PACING - 45-MINUTE SESSION

The student is expected to:

- 6.2D write a set of rational numbers arising from mathematical and real-world contexts.
- 6.2E extend representations for division to include fraction notation such as a/b represents the same number as $a \div b$.
- 6.3A recognize that dividing by a rational number and multiplying by its reciprocal result in equivalent values.

Proportionality

The student is expected to:

- 6.4D represent benchmark fractions and percents such as 1%, 10%, 20%, 33 $\frac{1}{3}$, and multiples of these values using 100% 100% chip diagrams, number lines, and number lines.
- 6.5C use equivalent fractions, decimals, and percents to show equal parts of the same whole.

Expressions, Equations, and Relationships

The student is expected to:

- 6.7A generate equivalent numerical expressions using order of operations, including whole number exponents and prime factorization.
- 6.7D generate equivalent expressions using the properties of operations; inverse, identity, commutative, associative, and distributive properties.
- 6.8D determine solutions for problems involving the area of rectangles, parallelograms, trapezoids, and triangles and volume of right rectangular prisms where dimensions are positive rational numbers.

Question Number	TEKS	Point Value	Scoring Guidance
1	6.7A	1	<ul style="list-style-type: none"> The student selects the correct answer. (1 point) The student does not select the correct answer. (0 points)
2	6.7D	1	<ul style="list-style-type: none"> The student correctly writes the answer on the line. (1 point) The student incorrectly writes the answer on the line. (0 points)
3	6.2E	1	<ul style="list-style-type: none"> The student selects the correct answer. (1 point) The student does not select the correct answer. (0 points)
4	6.3B	1	<ul style="list-style-type: none"> The student selects the correct answer. (1 point) The student does not select the correct answer. (0 points)
5	6.3A	1	<ul style="list-style-type: none"> The student selects the correct answer. (1 point) The student does not select the correct answer. (0 points)
6	6.5C	2	<ul style="list-style-type: none"> The student selects both correct answers. (2 points) The student selects one correct answer. (1 point) The student does not select any correct answers. (0 points)

©2018 Pearson Education, Inc. All rights reserved. TEKS - Realworld Standards

Program Components

Teacher Materials

Teacher Edition

The primary instructional resource, including lesson plans and facilitation guidance.

Skills Practice and Assessments Teacher Editions

Implementation support for independent practice and TEKS-aligned assessments.

Clear Learning Center

A one-stop digital hub for planning and instruction

- Digital Teacher Edition – Downloadable resources for point-of-use support.
- Lesson Slides – Built-in facilitation notes and discourse prompts.
- LiveLab – Real-time student performance tracking.
- MATHia – Personalized, adaptive student learning.
- MATHstream* - Assignable, adaptive videos to reinforce instruction and support intervention.
- Interactive Skills Practice – Immediate feedback to inform instruction.
- Pacing & Standards Guidance – Year-at-a-Glance, Scope and Sequence, 150-, 165-, and 180-Day Pacing Guidance, and TEKS/ELPS Summaries for flexible planning.
- Problem-Solving Model Graphic Organizer – A structured tool to guide students through mathematical reasoning and problem-solving.
- Assessment Tools – Gather insights with a range of assessments, including Quick Checks and End-of-Topic Assessments, plus the Assessment Reflection Tool to support student self-monitoring.
- Data Insights – Class and student-level reports inform your next steps for instruction, including the Adaptive Personalized Learning Score (APLSE) Report, Progress Report, Session Report, Skills Report, and Standards Report.

Student Materials

Student Edition

The core student-facing resource with lesson materials and key learning supports.


Skills Practice Student Edition

TEKS-aligned independent practice with scaffolding and extension opportunities.

Clear Learning Center

Provides students with digital access to:

- Digital Student Edition – Annotation, highlighting, and interactive tools.
- MATHia – AI-driven, one-on-one coaching tailored to student needs.
- MATHstream* - Engaging, interactive videos that adapt to student needs and build confidence.
- Interactive Skills Practice & Assessments – Opportunities for students to demonstrate their understanding and receive timely feedback.
- Family Guides (English & Spanish) – Resources to help families support student learning at home.
- Assessments Student Edition – TEKS-aligned assessments that evaluate student understanding.



Don't take our word for it.

Hear what other Texas educators are saying.

“Carnegie Learning is working side by side with our district and campus administrators to equip our educators with the tools and strategies necessary to create an environment where students engage deeply with mathematical concepts, encouraging them to articulate their thinking and tackle challenges collaboratively.”

Evangelina Gracia,
Mercedes ISD, Elementary Curriculum Director

Scan to watch Jessica Grice-Godfrey, Instructional Coach at Spring ISD, share how using MATHia and MATHstream together supports classroom instruction and student learning.



Real Results, Real Impact

Muleshoe ISD Sees 333% STAAR Improvement

www.carnegielearning.com/muleshoe-study

100% STAAR Pass Rate in Aldine ISD Algebra 1 Pilot Program

www.carnegielearning.com/aldine-study

Spring ISD 6th-Graders Achieve 70% Growth in Math Proficiency in One Year

www.carnegielearning.com/spring-mathstream

Take the Next Step

Join the districts across Texas in transforming math success with Carnegie Learning.

See the difference for yourself!

www.carnegielearning.com/texas-math-solution



Bluebonnet Secondary Math Partner

Strong Foundations Certified Provider

EMAT Print Provider