

# 1 Thinking Proportionally

## Topic 2: Fractional Rates

ELPS: 1.A, 1.C, 1.E, 1.F, 1.G, 2.C, 2.E, 2.I, 3.D 3.E, 4.B, 4.C, 4.D, 4.J, 5.B, 5.F, 5.G

Topic Pacing: 8 Days





Lesson	Lesson Title	Highlights	TEKS*	Pacing**
1	<b>Making Punch</b> Unit Rate Representations	In this lesson, students recall the concepts of ratio and unit rate and how to represent these mathematical objects using tables and graphs. Students use the unit rate as a measure of a qualitative characteristic: the strength of the lemon-lime taste of a punch recipe. They represent this measure in tables and graphs and with fractions in the numerator.	7.4B	1
2	<b>Eggzactly!</b> Solving Problems with Ratios of Fractions	In this lesson, students determine ratios and write rates, including complex ratios and rates. Students will write proportions and use rates to determine miles per hour. They use common conversions to convert between the customary and metric measurement systems using unit rates and proportions. They will scale up and scale down to determine unknown quantities.	7.4B 7.4E	2
Suggested Placement of Learning Individually with Skills Practice or MATHia				1
3	<b>Tagging Sharks</b> Solving Proportions Using Means and Extremes	Students solve several proportions embedded in real-world contexts. The term <i>variable</i> is introduced to represent an unknown quantity. Several proportions are solved using one of three methods: the scaling method, the unit rate method, and the means and extremes method. Students learn to isolate a variable in a proportion by using inverse operations.	7.4C <b>7.4D</b>	2
Suggested Placement of Learning Individually with Skills Practice or MATHia				1
End of Topic Assessment				1

# Texas Grade 7: Module 1, Topic 2 Pacing Guide

## 180-Day Pacing

1 Day Pacing = 45-minute Session

\* This activity highlights a key term or concept that is essential to the learning goals of the lesson.

Day 1	Day 2	Day 3	Day 4	Day 5
<p>TEKS: 7.4B</p> <p><b>LESSON 1</b> <b>Making Punch</b> GETTING STARTED</p> <p>ACTIVITY 1 * TALK THE TALK</p>	<p>TEKS: 7.4B, 7.4E</p> <p><b>LESSON 2</b> <b>Eggzactly!</b> GETTING STARTED *</p> <p>ACTIVITY 1 ACTIVITY 2 *</p>	<p><b>LESSON 2</b> <small>continued</small></p> <p>ACTIVITY 3 * ACTIVITY 4 * TALK THE TALK</p>	<p><b>LEARNING INDIVIDUALLY</b></p> <p> Skills Practice</p> <p>OR</p> <p> <b>MATHia</b></p>	<p>TEKS: 7.4C, 7.4D</p> <p><b>LESSON 3</b> <b>Tagging Sharks</b> GETTING STARTED</p> <p>ACTIVITY 1 *</p>
Day 6	Day 7	Day 8		
<p><b>LESSON 3</b> <small>continued</small></p> <p>ACTIVITY 2 * ACTIVITY 3 * TALK THE TALK</p>	<p><b>LEARNING INDIVIDUALLY</b></p> <p> Skills Practice</p> <p>OR</p> <p> <b>MATHia</b></p>	<p><b>END OF TOPIC ASSESSMENT</b></p>		